



PROVINCIAL SNAPSHOT HIV AND AIDS IN KRATIE 2022

KEY HIV STATISTICS

PLHIV	454	466	30
NEW INFECTIONS	16	6	2
AIDS DEATHS	6	7	1

1% of PLHIV in Cambodia are in Kratie
2% of new infections in Cambodia are in Kratie

ESTIMATED KP POPULATION SIZE

442
MSM1

736
MSM2

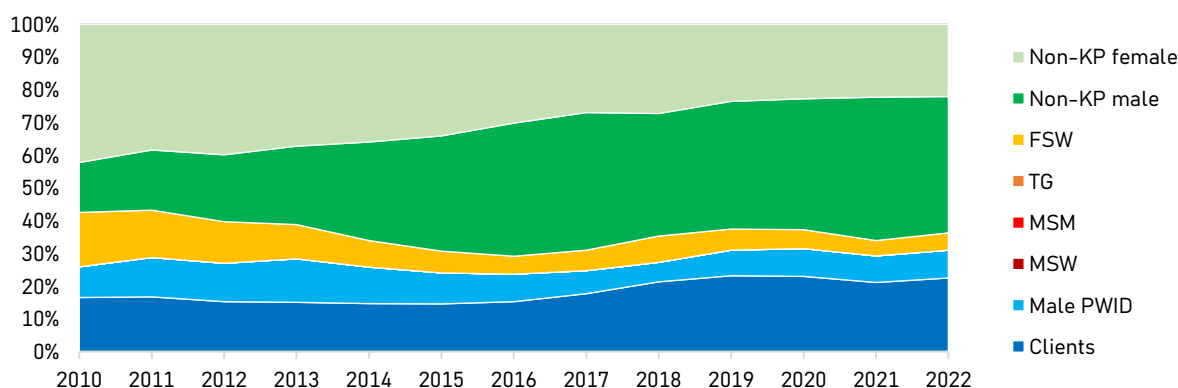
207
TG

410
FEW

45
PWID

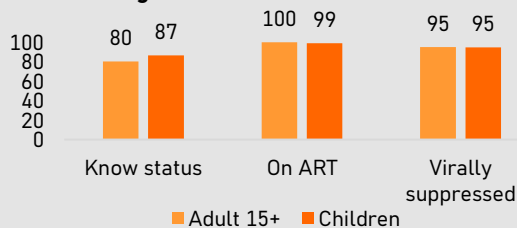
MSM 1: Known risk/high risk and reachable online and physical
MSM 2: Unknown risk/ not known to be reached by programme

NEW HIV INFECTIONS DISTRIBUTION



KRATIE HIV TESTING AND TREATMENT CASCADE

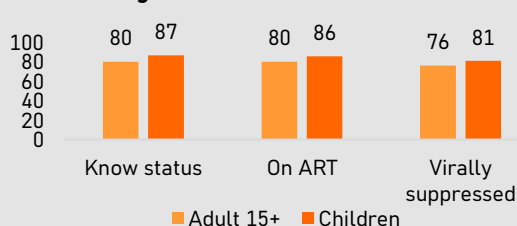
Testing & Treatment cascade: 95-95-95



95-95-95:

Target of 95% of estimated PLHIV know the status; 95% PLHIV who know their status are on treatment; 95% of those who are on treatment are virally suppressed

Testing & Treatment cascade: 95-90-86

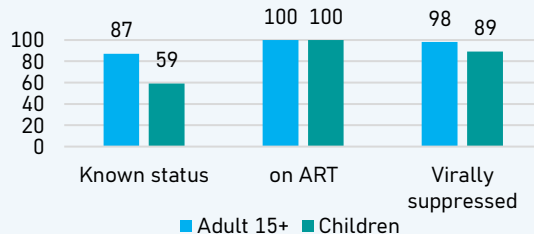


95-90-86:

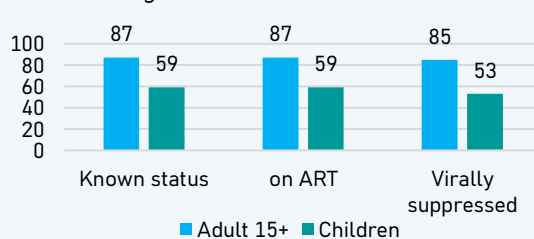
Target of 95% of estimated PLHIV know the status; 90% estimated PLHIV are on treatment; 86% of estimated PLHIV are virally suppressed

NATIONAL HIV TESTING AND TREATMENT CASCADE

Testing & Treatment cascade: 95-95-95



Testing & Treatment cascade: 95-90-86



ACRONYMS

ART	Anti-retroviral therapy	PLHIV	People living with HIV
FEW	Female entertainment workers	PWID	People who inject drugs
KP	Key populations at risk of HIV	TG	Transgender women
MSM	Men who have sex with men		

Source: Cambodia HIV Estimates 2023 based on AEM-spectrum modelling estimates

Snapshot is prepared with technical support from NCHADS Data Management Unit, FHI360-EpiC, UNAIDS

